

The Parables of Jesus


Look it up
in your bible!
Luke 15: 11-32
Kindergarten - Grade 2

The Prodigal Son

What do you remember from Jesus' parable?

Cut the pictures on the next page and glue them in the correct place below.

A man had two  . One day, the younger son asked his father for the




he was promised. His father gave him the money and

the son  . After quickly spending all the money, he had nothing left, and


became  . The son decided to go  to his father, even

though he was scared and  . The father welcomed the younger son

back home and never stopped  him. The older brother was



 that his father welcomed back the younger brother. The older brother believed that only he deserved the father's love.





The Parables of Jesus

Look it up
in your bible!
Luke 15: 11-32
Kindergarten - Grade 2

The Prodigal Son

Kindergarten - Grade 2




What did we learn from today's parable?

The parable of the prodigal son teaches us that God will always forgive us when we sin. When we sin, how does it make us feel inside? Sin can hurt other people's feelings, it can hurt our own hearts, and it hurts God, too.

Have I hurt others? Have I made bad choices?

Bring this story to life:

Think of and write down a list of 5 things you have done that you want to say sorry to God for. Take time to sit and pray to God about these things, asking him to forgive you for the sins you did. God will always forgive you of all your sins whenever you ask. You can also ask God to help you to make better choices in the future, so that you won't keep doing the same sin over and over again. He will help you! Once you have prayed and asked God's forgiveness and help, you can rip up and throw away the paper with all your sins, since now, they're gone! God has forgiven you! Doesn't it feel great?



The Parables of Jesus

The Prodigal Son

**Look it up
in your bible!
Luke 15: 11-32
Kindergarten - Grade 2**

Spend some time in prayer talking to Jesus.

Thank You - Sorry - Please

In the name of the Father, and the Son, and the Holy Spirit.

Thank you Jesus for...

Sorry Jesus for when I...

Please Jesus...



... Amen.

1 tsp = 1 teaspoon
thank you - sorry - please

The Prodigal Son - Craft

In the parable of the Prodigal Son, the father in the story welcomes his son who left home, wasted all the money that was promised to him, and came back home asking for forgiveness. The father welcomes him with open arms. The father's love for his son was unconditional. In the same way, the parable of the Prodigal Son teaches us that God's love for us is unconditional, too! That means, even when we make bad choices, God will never stop loving us!

God's Love is Unconditional - Craft

You will need:

- 5 papers of different colours (these can be coloured construction papers, or white papers that have been coloured)
- Markers or crayons to write with
- Glue

Instructions:

1. You will need to cut out 5 hearts, one from each paper of different colours. The hearts need to vary from large to small.
2. On the largest heart, write, "God loves me!" around the outer edges of the top of the heart.
3. On the next heart, you can write, "When I'm happy, when I'm sad," OR, you can make up your own response (for example, "When I'm excited" or "When I'm scared"). Older kids may want to make up their own ideas for this part of the craft.
4. On the next smaller heart, you can write, "When I'm good,". Again, feel free to write out your own ideas of when God loves you!
5. On the second smallest heart, you can write, "When I'm bad.". As always, feel free to make up your own response!
6. On the smallest heart, write, "God's love is unconditional!" or, "God will always love me!"
7. Glue hearts together, gluing the hearts on top of each other from biggest to smallest.



Connect the dots.



Our Father forgives us.

Like the father in the story of the prodigal son,
God rejoices when we return to Him.

The Parable of the Lost Son



Luke 15:11-32

